

Programming Scalable Systems with MPI

Clemens Grelck

University of Amsterdam

UvA / SURFsara

High Performance Computing and Big Data Course



UNIVERSITY OF AMSTERDAM



Programming Scalable Systems with MPI

Message Passing as a Programming Paradigm

Gentle Introduction to MPI

Point-to-point Communication

Message Passing and Domain Decomposition

Overlapping Communication with Computation

Synchronous vs Asynchronous Communication

Conclusion

Targeted Systems: Clusters and Supercomputers

Characteristics:

- ▶ Many (usually) identical machines (*compute nodes*)
- ▶ High-speed network (e.g. Infiniband)
- ▶ Loosely coupled
- ▶ Distributed memory architecture

Examples:



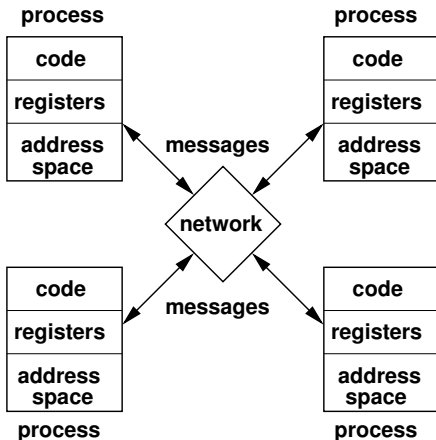
Tianhe-2
NUDT, China
TOP500 #1



Sequoia
LLNL, USA
TOP500 #3

Message Passing as a Programming Paradigm

Programming model:



Distributed memory architectures !

Message Passing as a Programming Paradigm

Core idea:

- ▶ Code for individual processes written in sequential language
- ▶ Ability to send and receive messages provided via library
- ▶ Know who you are and who else is out there

Message Passing as a Programming Paradigm

Core idea:

- ▶ Code for individual processes written in sequential language
- ▶ Ability to send and receive messages provided via library
- ▶ Know who you are and who else is out there

Applicability:

- ▶ Designed for network-connected sets of machines
- ▶ Applicable to shared memory architectures as well
- ▶ Applicable to uniprocessor with multitasking operating system

Message Passing as a Programming Paradigm

Core idea:

- ▶ Code for individual processes written in sequential language
- ▶ Ability to send and receive messages provided via library
- ▶ Know who you are and who else is out there

Applicability:

- ▶ Designed for network-connected sets of machines
- ▶ Applicable to shared memory architectures as well
- ▶ Applicable to uniprocessor with multitasking operating system

Characterisation:

- ▶ Very low-level and machine-oriented
- ▶ Deadlocks: wait for message that never comes
- ▶ Unstructured (*spaghetti*) communication:
Send/receive considered the *goto of parallel programming*

Programming Scalable Systems with MPI

Message Passing as a Programming Paradigm

Gentle Introduction to MPI

Point-to-point Communication

Message Passing and Domain Decomposition

Overlapping Communication with Computation

Synchronous vs Asynchronous Communication

Conclusion

What is MPI ?

MPI is NOT a library !

What is MPI ?

MPI is NOT a library !

MPI is a specification !

- ▶ Names of data types
- ▶ Names of procedures (MPI-1: 128, MPI-2: 287)
- ▶ Parameters of procedures
- ▶ Behaviour of procedures

What is MPI ?

MPI is NOT a library !

MPI is a specification !

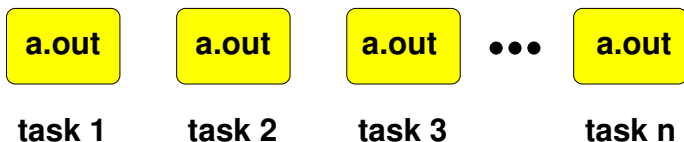
- ▶ Names of data types
- ▶ Names of procedures (MPI-1: 128, MPI-2: 287)
- ▶ Parameters of procedures
- ▶ Behaviour of procedures

Bindings for different languages:

- ▶ Fortran
- ▶ C
- ▶ C++ (MPI-2 only)

Organization Principle of MPI Programs

SPMD — Single Program, Multiple Data:



Characteristics:

- ▶ Each task executes the same binary program.
- ▶ Tasks may identify total number of tasks.
- ▶ Tasks may identify themselves.
- ▶ All tasks are (implicitly) created at program startup.
- ▶ Specific program launcher: `mpirun`
- ▶ All tasks are (implicitly) shut down at program termination.

My First MPI Program: Distributed Hello World

```
#include <stdio.h>
#include "mpi.h"

int main( int argc, char *argv[])
{
    int rc, num_tasks, my_rank;

    rc = MPI_Init( &argc, &argv);           // Init runtime

    if (rc != MPI_SUCCESS) {                // Success check
        fprintf( stderr, "Unable to set up MPI");
        MPI_Abort( MPI_COMM_WORLD, rc);     // Abort runtime
    }

    MPI_Comm_size( MPI_COMM_WORLD, &num_tasks); // Get num tasks
    MPI_Comm_rank( MPI_COMM_WORLD, &my_rank);   // Get task id

    printf( "Hello World says %s!\n", argv[0]);
    printf( "I'm task number %d of a total of %d tasks.\n",
           my_rank, num_tasks);

    MPI_Finalize();                          // Shutdown runtime
    return 0;
}
```

Compiling First MPI Program

HowTo:

```
mpicc -o hello_world hello_world.c // for C
mpicxx -o hello_world hello_world.c // for C++ programs
mpif77 -o hello_world hello_world.c // for Fortran77 programs
mpif90 -o hello_world hello_world.c // for Fortran90/95 programs
```

mpiXYZ are compiler wrappers:

- ▶ set paths properly
- ▶ link with correct libraries
- ▶ ...

Running First MPI Program

Example output:

```
grelck@das4:> mpirun -n 8 hello_world
Hello World says hello_world!
Hello World says hello_world!
Hello World says hello_world!
Hello World says hello_world!
I'm task number 4 of a total of 8 tasks.
Hello World says hello_world!
I'm task number 5 of a total of 8 tasks.
I'm task number 6 of a total of 8 tasks.
Hello World says hello_world!
I'm task number 7 of a total of 8 tasks.
Hello World says hello_world!
I'm task number 0 of a total of 8 tasks.
I'm task number 3 of a total of 8 tasks.
Hello World says hello_world!
I'm task number 1 of a total of 8 tasks.
I'm task number 2 of a total of 8 tasks.
```

Essential MPI Routines: MPI_Init

Signature:

```
int MPI_Init( int *argc, char ***argv)
```

Characteristics:

- ▶ Initializes MPI runtime system.
- ▶ Must be called by each process.
- ▶ Must be called before any other MPI routine.
- ▶ Must be called exactly once.
- ▶ Distributes command line information.
- ▶ Returns error condition.

Essential MPI Routines: MPI_Finalize

Signature:

```
int MPI_Finalize( void)
```

Characteristics:

- ▶ Finalizes MPI runtime system.
- ▶ Must be called by each process.
- ▶ Must be called after any other MPI routine.
- ▶ Must be called exactly once.
- ▶ Returns error condition.

Essential MPI Routines: MPI_Abort

Signature:

```
int MPI_Abort( MPI_Comm communicator, int error_code)
```

Characteristics:

- ▶ Aborts program execution.
- ▶ Shuts down ALL MPI processes.
- ▶ More precisely:
shuts down all processes referred to by `communicator`.
- ▶ Replaces `MPI_Finalize`.
- ▶ Must be used instead of `exit` or `abort`.
- ▶ MPI process system returns `error_code` to surrounding context.
- ▶ Standard communicator: `MPI_COMM_WORLD`

Essential MPI Routines: MPI_Comm_size

Signature:

```
int MPI_Comm_size( MPI_Comm comm,  \\ IN  : communicator
                  int *size      \\ OUT : number of tasks
                  )
```

Characteristics:

- ▶ Queries for number of MPI processes.
- ▶ More precisely: size of “communicator”.
- ▶ Result is “returned” in parameter “size”.
- ▶ Returns error condition.

Essential MPI Routines: MPI_Comm_rank

Signature:

```
int MPI_Comm_rank( MPI_Comm comm,    \\ IN  : communicator
                  int *rank         \\ OUT : task id
                  )
```

Characteristics:

- ▶ Queries for task ID, called “rank”.
- ▶ More precisely: task ID with respect to “communicator”.
- ▶ Result is “returned” in parameter “rank”.
- ▶ Returns error condition.

Common design characteristics:

- ▶ All routine names start with “MPI_”.
- ▶ Name components are separated with underscores.
- ▶ First component starts with upper case letter.
- ▶ All routines return integer error code.
 - ▶ MPI_SUCCESS
 - ▶ MPI_ERR_XXX
- ▶ Routines have 3 types of parameters:
 - ▶ IN: regular parameter, read by routine.
 - ▶ OUT: return parameter, written by routine.
 - ▶ INOUT: reference parameter, read and written by routine.

Programming Scalable Systems with MPI

Message Passing as a Programming Paradigm

Gentle Introduction to MPI

Point-to-point Communication

Message Passing and Domain Decomposition

Overlapping Communication with Computation

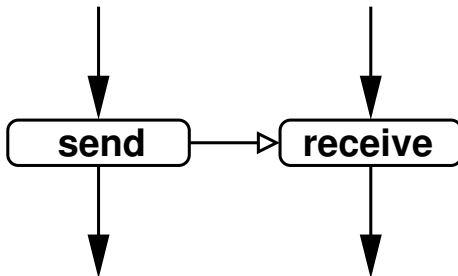
Synchronous vs Asynchronous Communication

Conclusion

Scope of Communication

Point-to-Point Communication:

- ▶ ONE Sender
- ▶ ONE Receiver
- ▶ ONE Message



Introductory Example

Algorithmic idea:

- ▶ Task #0 sends some string to task #1.
- ▶ Task #1 waits for receiving string and prints it.

Program code:

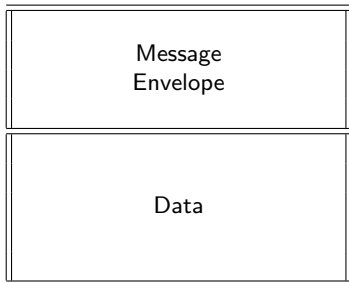
```
char      msg[20];
int       myrank;
int       tag = 99;
MPI_Status status;

MPI_Comm_rank( MPI_COMM_WORLD, &myrank);

if (myrank == 0) {
    strcpy( msg, "Hello world!");
    MPI_Send( msg, strlen(msg)+1, MPI_CHAR, 1, tag, MPI_COMM_WORLD);
}
else if (myrank == 1) {
    MPI_Recv( msg, 20, MPI_CHAR, 0, tag, MPI_COMM_WORLD, &status);
    printf( "%s\n", msg);
}
```

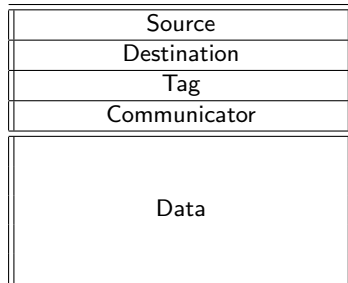
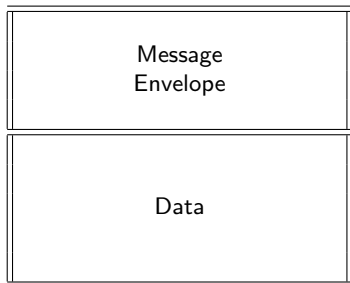

What Makes a Message ?

Message:



What Makes a Message ?

Message:



Message envelope:

- ▶ Source: sender task id
- ▶ Destination: receiver task id
- ▶ Tag: Number to distinguish different categories of messages

Standard Blocking Communication: MPI_Send

Signature:

```
int MPI_Send(  
    void *buffer,           // IN : address of send buffer  
    int count,             // IN : number of entries in buffer  
    MPI_Datatype datatype, // IN : datatype of entry  
    int destination        // IN : rank of destination  
    int tag,               // IN : message tag  
    MPI_Comm communicator  // IN : communicator  
)
```

Characteristics:

- ▶ Standard blocking send operation.
- ▶ Assembles message envelope.
- ▶ Sends message to destination.
- ▶ May return as soon as message is handed over to “system”.
- ▶ May wait for corresponding receive operation.
- ▶ Buffering behaviour is implementation-dependent.
- ▶ No synchronization with receiver (guaranteed).

MPI Data Types

MPI datatype

MPI_CHAR

MPI_SIGNED_CHAR

MPI_UNSIGNED_CHAR

MPI_SHORT

MPI_UNSIGNED_SHORT

MPI_INT

MPI_UNSIGNED

MPI_LONG

MPI_UNSIGNED_LONG

MPI_FLOAT

MPI_DOUBLE

MPI_LONG_DOUBLE

MPI_BYTE

MPI_PACKED

C datatype

char

char

unsigned char

short

unsigned short

int

unsigned int

long

unsigned long

float

double

long double

Standard Blocking Communication: MPI_Recv

Signature:

```
int MPI_Recv(  
    void *buffer,           // OUT : address of receive buffer  
    int count,             // IN  : maximum number of entries  
    MPI_Datatype datatype, // IN  : datatype of entry  
    int source              // IN  : rank of source  
    int tag,               // IN  : message tag  
    MPI_Comm communicator, // IN  : communicator  
    MPI_Status *status     // OUT : return status  
)
```

Characteristics:

- ▶ Standard blocking receive operation.
- ▶ Receives message from source with tag.
- ▶ Disassembles message envelope.
- ▶ Stores message data in buffer.
- ▶ Returns not before message is received.
- ▶ Returns additional status data structure.

Intricacies of MPI_Recv

Receiving messages from any source ?

- ▶ Use wildcard source specification `MPI_ANY_SOURCE`

Intricacies of MPI_Recv

Receiving messages from any source ?

- ▶ Use wildcard source specification `MPI_ANY_SOURCE`

Receiving messages with any tag ?

- ▶ Use wildcard tag specification `MPI_ANY_TAG`

Intricacies of MPI_Recv

Receiving messages from any source ?

- ▶ Use wildcard source specification `MPI_ANY_SOURCE`

Receiving messages with any tag ?

- ▶ Use wildcard tag specification `MPI_ANY_TAG`

Message buffer larger than message ?

- ▶ Don't worry, excess buffer fields remain untouched.

Intricacies of MPI_Recv

Receiving messages from any source ?

- ▶ Use wildcard source specification `MPI_ANY_SOURCE`

Receiving messages with any tag ?

- ▶ Use wildcard tag specification `MPI_ANY_TAG`

Message buffer larger than message ?

- ▶ Don't worry, excess buffer fields remain untouched.

Message buffer smaller than message ?

- ▶ Message is truncated, no buffer overflow.
- ▶ `MPI_Recv` returns error code `MPI_ERR_TRUNCATE`.

Status of Receive Operations

Structure containing (at least) 3 values:

- ▶ Message tag
 - ▶ used in conjunction with `MPI_ANY_TAG`
- ▶ Message source
 - ▶ used in conjunction with `MPI_ANY_SOURCE`
- ▶ Error code
 - ▶ used in conjunction with multiple receives (see later)

Status of Receive Operations

Additional information:

```
int MPI_Get_count(  
    MPI_STATUS *status,      // IN   : return status of receive  
    MPI_Datatype datatype,   // IN   : datatype of buffer entry  
    int *count               // OUT  : number of received entries  
)
```

Status of Receive Operations

Additional information:

```
int MPI_Get_count(  
    MPI_STATUS *status,      // IN : return status of receive  
    MPI_Datatype datatype,  // IN : datatype of buffer entry  
    int *count               // OUT : number of received entries  
)
```

Not interested in status ?

- ▶ Use `MPI_STATUS_IGNORE` as status argument !!

Type Matching

Correct message passing requires 3 type matches:

1. Sender: Variable type **must** match MPI type.
2. Transfer: MPI send type **must** match MPI receive type.
3. Receiver: MPI type **must** match variable type.

Type Matching

Correct message passing requires 3 type matches:

1. Sender: Variable type **must** match MPI type.
2. Transfer: MPI send type **must** match MPI receive type.
3. Receiver: MPI type **must** match variable type.

Strictly prohibited:

```
▶ char buf[100];  
   MPI_Send( buf, 10, MPI_BYTE, dest, tag, communicator);
```

Type Matching

Correct message passing requires 3 type matches:

1. Sender: Variable type **must** match MPI type.
2. Transfer: MPI send type **must** match MPI receive type.
3. Receiver: MPI type **must** match variable type.

Strictly prohibited:

- ▶ `char buf[100];`
`MPI_Send(buf, 10, MPI_BYTE, dest, tag, communicator);`
- ▶ `long buf[100];`
`MPI_Send(buf, 10, MPI_INT, dest, tag, communicator);`

Type Matching

Correct message passing requires 3 type matches:

1. Sender: Variable type **must** match MPI type.
2. Transfer: MPI send type **must** match MPI receive type.
3. Receiver: MPI type **must** match variable type.

Strictly prohibited:

- ▶ `char buf[100];`
`MPI_Send(buf, 10, MPI_BYTE, dest, tag, communicator);`
- ▶ `long buf[100];`
`MPI_Send(buf, 10, MPI_INT, dest, tag, communicator);`
- ▶ `MPI_Send(buf, 10, MPI_INT, 1, tag, communicator);`
`MPI_Recv(buf, 40, MPI_BYTE, 0, tag, communicator, status);`

Representation Conversion

Why don't we simply transmit byte vectors ?

- ▶ MPI may be used on heterogeneous systems.
- ▶ Different architectures use different encodings for same data types !
- ▶ Examples:
 - ▶ big endian vs. little endian
 - ▶ char as byte vs. char as integer
 - ▶ different floating point representations

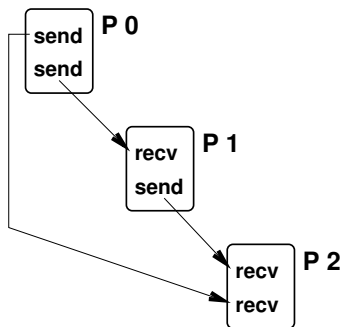
MPI implicitly cares for data conversion where necessary !

Message Ordering

The order of messages is preserved:

- ▶ for ONE source
- ▶ and ONE destination
- ▶ using ONE communicator

Is message ordering transitive ? NO !!



Programming Scalable Systems with MPI

Message Passing as a Programming Paradigm

Gentle Introduction to MPI

Point-to-point Communication

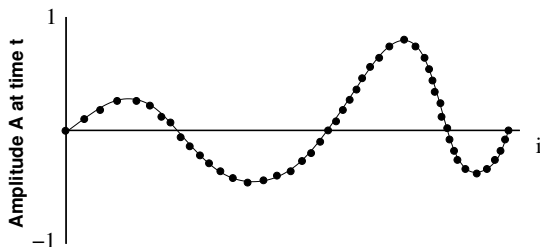
Message Passing and Domain Decomposition

Overlapping Communication with Computation

Synchronous vs Asynchronous Communication

Conclusion

Example: 1-D Wave Equation



- ▶ Update amplitude in discrete time steps.
- ▶ 1-D wave equation:

$$A_{i,t+1} = 2 \times A_{i,t} - A_{i,t-1} + c \times (A_{i-1,t} - (2 \times A_{i,t} - A_{i+1,t}))$$

- ▶ Amplitude $A_{t+1,i}$ depends on
 - ▶ Amplitude at neighbouring points
 - ▶ Amplitude at previous time steps

1-D Wave Equation: Serial Pseudo Code

```
double cur[npoints];
double new[npoints];
double old[npoints];

initialize( cur);
initialize( old);

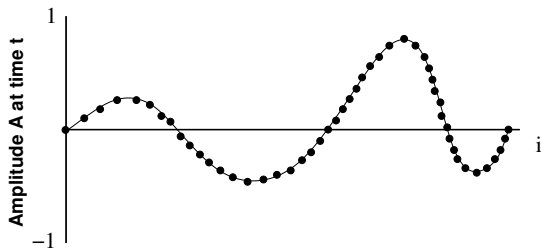
for t=1 to nsteps {

    for i=1 to npoints-2 {
        new[i] = 2.0 * cur[i] - old[i]
                + c * (cur[i-1] - (2 * cur[i] - cur[i+1]));
    }

    old = cur;
    cur = new;
}

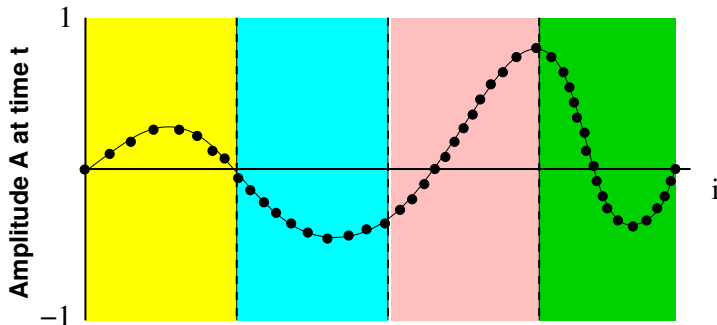
write cur to file;
```

How can we parallelise this with MPI ?



1-D Wave Equation: Parallelization Approach

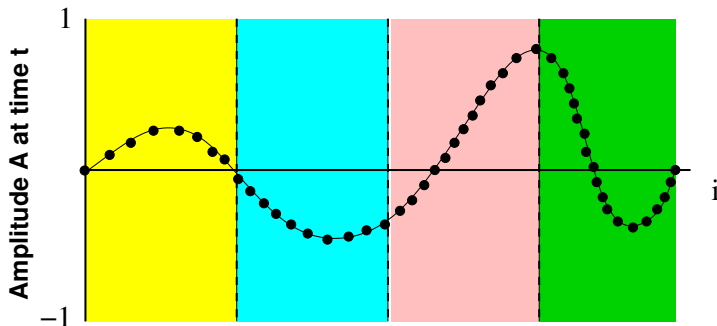
Explicit domain decomposition:



- ▶ Partition signal arrays in equally sized subarrays.
- ▶ Only store relevant fraction of signal on each node.
- ▶ Explicitly map *global indices* into *local indices*.
- ▶ Compute new signal generation locally.

1-D Wave Equation: Parallelization Approach

Explicit domain decomposition:

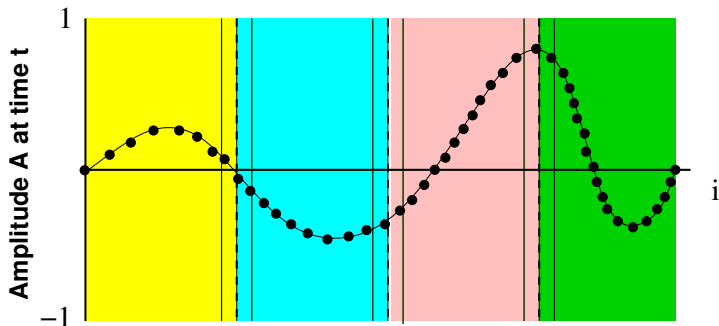


- ▶ Partition signal arrays in equally sized subarrays.
- ▶ Only store relevant fraction of signal on each node.
- ▶ Explicitly map *global indices* into *local indices*.
- ▶ Compute new signal generation locally.

But what do we do at the boundaries ?

1-D Wave Equation: Parallelization Approach

Explicit domain decomposition with halo cells:



- ▶ Add two locations for **halo cells**.
- ▶ Iterate in lock step:
 - ▶ Update halo cells.
 - ▶ Compute new signal.

1-D Wave Equation: Parallel Pseudo Code (1)

```
local_size = npoints / num_tasks();

double cur[local_size + 2];
double new[local_size + 2];
double old[local_size + 2];

left_neighbour = task_id() - 1    // Special treatment of left
right_neighbour = task_id() + 1  // and right node left out.

if (task_id() == 0) {            // I'm the MASTER.
    for t = 1 to num_tasks()-1 {
        initialize( cur[1:local_size] ) ;
        send( t, cur[1:local_size] ) ;
        initialize( old[1:local_size] ) ;
        send( t, old[1:local_size] ) ;
    }
    initialize( cur[1:local_size] ) ;
    initialize( old[1:local_size] ) ;
}
else {                            // I'm a WORKER.
    cur[1:local_size] = receive( 0 );
    old[1:local_size] = receive( 0 );
}
.....
```

1-D Wave Equation: Parallel Pseudo Code (2)

```
.....  
for t=1 to nsteps {  
    send( left_neighbour, cur[1]) ;  
    cur[local_size + 1] = receive( right_neighbour);  
  
    send( right_neighbour, cur[local_size]);  
    cur[0] = receive( left_neighbour);  
  
    for i=1 to local_size {  
        new[i] = 2.0 * cur[i] - old[i]  
                + c * (cur[i-1] - (2 * cur[i] - cur[i+1]));  
    }  
  
    old = cur;  
    cur = new;  
}  
.....
```

1-D Wave Equation: Parallel Pseudo Code (3)

```
.....  
  
if (task_id() > 0) {                               /* I'm a WORKER. */  
    send( 0, cur[1:local_size]);  
}  
else {                                              /* I'm the MASTER. */  
    write( file, cur[1:local_size]);  
  
    for i=1 to num_tasks() - 1 {  
        cur[1:local_size] = receive( i) ;  
        write( file, cur[1:local_size]);  
    }  
}
```

Programming Scalable Systems with MPI

Message Passing as a Programming Paradigm

Gentle Introduction to MPI

Point-to-point Communication

Message Passing and Domain Decomposition

Overlapping Communication with Computation

Synchronous vs Asynchronous Communication

Conclusion

Overlapping Communication with Computation

Observation:

- ▶ Communication is expensive overhead
- ▶ Communication uses network adaptor, dma controller, ...
- ▶ Computation uses cores, vector units, float units, ...

Overlapping Communication with Computation

Observation:

- ▶ Communication is expensive overhead
- ▶ Communication uses network adaptor, dma controller, ...
- ▶ Computation uses cores, vector units, float units, ...

Idea:

- ▶ Let communication happen in the background
- ▶ Run communication in parallel with computation

Overlapping Communication with Computation

Observation:

- ▶ Communication is expensive overhead
- ▶ Communication uses network adaptor, dma controller, ...
- ▶ Computation uses cores, vector units, float units, ...

Idea:

- ▶ Let communication happen in the background
- ▶ Run communication in parallel with computation

Implementation:

- ▶ Initiate message sending as soon as data is available
- ▶ Provide receive buffer as soon as old data no longer needed

1-D Wave Equation Reloaded (1)

Overlapping Communication and Computation:

```
.....
for t=1 to nsteps {
  send( left_neighbour, cur[1]) ;
  send( right_neighbour, cur[local_size]) ;

  for i=2 to local_size - 1 {
    new[i] = ... ;
  }

  cur[local_size + 1] = receive( right_neighbour) ;
  new[local_size] = ...;

  cur[0] = receive( left_neighbour) ;
  new[1] = ...;

  old = cur ;
  cur = new ;
}
.....
```

1-D Wave Equation Reloaded (1)

Overlapping Communication and Computation:

```
.....
for t=1 to nsteps {
  send( left_neighbour, cur[1]) ;
  send( right_neighbour, cur[local_size]) ;

  for i=2 to local_size - 1 {
    new[i] = ... ;
  }

  cur[local_size + 1] = receive( right_neighbour) ;
  new[local_size] = ...;

  cur[0] = receive( left_neighbour) ;
  new[1] = ...;

  old = cur ;
  cur = new ;
}
.....
```

Can we do even better ? Homework !!

Programming Scalable Systems with MPI

Message Passing as a Programming Paradigm

Gentle Introduction to MPI

Point-to-point Communication

Message Passing and Domain Decomposition

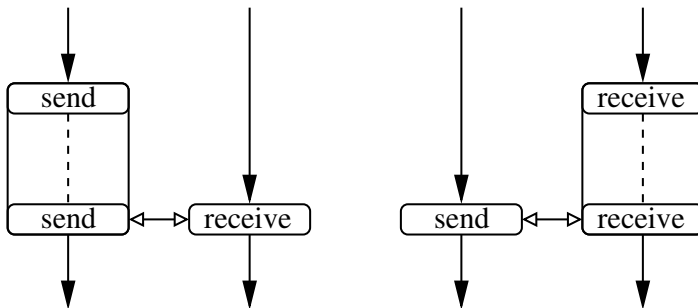
Overlapping Communication with Computation

Synchronous vs Asynchronous Communication

Conclusion

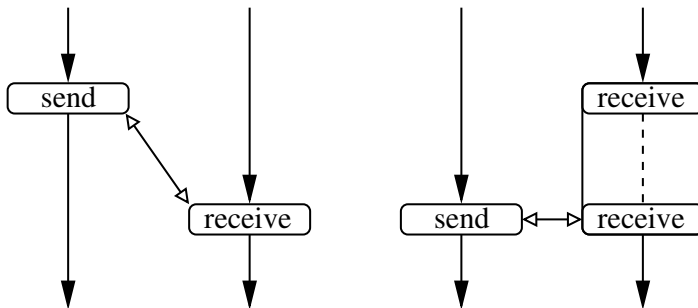
Synchronous vs Asynchronous Communication (1)

Blocking Send — Blocking Receive:



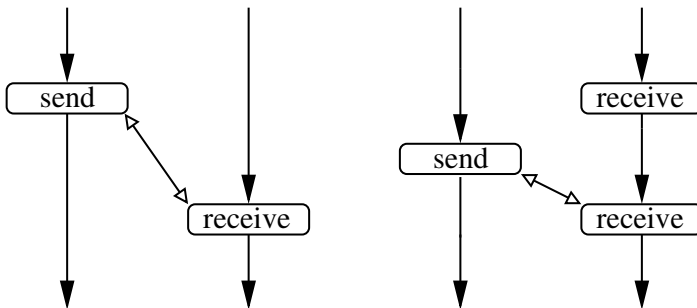
Synchronous vs Asynchronous Communication (2)

Non-Blocking Send — Blocking Receive:



Synchronous vs Asynchronous Communication (3)

Non-Blocking Send — Non-Blocking Receive:



Non-Blocking Communication

Idea:

- ▶ Split communication operation into initiation and completion.

$$\text{MPI_Send}(\dots) \left\{ \begin{array}{l} \text{handle} = \text{MPI_Isend}(\dots) \\ \dots \\ \text{MPI_Wait}(\text{ handle, } \dots) \end{array} \right.$$
$$\text{MPI_Recv}(\dots) \left\{ \begin{array}{l} \text{handle} = \text{MPI_Irecv}(\dots) \\ \dots \\ \text{MPI_Wait}(\text{ handle, } \dots) \end{array} \right.$$

Rationale:

- ▶ Overlap communication with computation.
- ▶ Initiate communication as early as possible.
- ▶ Complete communication as late as possible.

Non-Blocking Communication: MPI_Isend

Signature:

```
int MPI_Isend(  
    void *buffer,           // IN   : address of send buffer  
    int count,             // IN   : number of entries in buffer  
    MPI_Datatype datatype, // IN   : datatype of entry  
    int destination       // IN   : rank of destination  
    int tag,              // IN   : message tag  
    MPI_Comm communicator, // IN   : communicator  
    MPI_Request *request  // OUT  : request handle  
)
```

Characteristics:

- ▶ Non-blocking send operation.
- ▶ Assembles message envelope.
- ▶ Initiates sending of message.
- ▶ Returns “immediately”.
- ▶ Does not wait for completion of sending.
- ▶ Returns request handle to identify communication operation for later inspection.

Non-Blocking Communication: MPI_Irecv

Signature:

```
int MPI_Irecv(  
    void *buffer,           // OUT : address of receive buffer  
    int count,             // IN  : maximum number of entries  
    MPI_Datatype datatype, // IN  : datatype of entry  
    int source              // IN  : rank of source  
    int tag,                // IN  : message tag  
    MPI_Comm communicator, // IN  : communicator  
    MPI_Request *request   // OUT : request handle  
)
```

Characteristics:

- ▶ Non-blocking receive operation.
- ▶ Provides buffer for receiving message.
- ▶ Initiates receive operation.
- ▶ Does not wait for message.
- ▶ Returns “immediately”.
- ▶ Returns request handle to identify communication operation for later inspection.

Non-Blocking Communication: MPI_Wait

Signature:

```
int MPI_Wait( MPI_Request *request,    \\ INOUT : request handle
              MPI_Status *status      \\ OUT   : return status
            )
```

Characteristics:

- ▶ Finishes non-blocking send or receive operation.
- ▶ Returns not before communication is completed.
- ▶ Sets request handle to MPI_REQUEST_NULL.
- ▶ Returns additional status data structure.

Non-Blocking Communication: MPI_Test

Signature:

```
int
MPI_Test(
    MPI_Request *request,    \\ INOUT : request handle
    int *flag               \\ OUT   : true iff operation completed
    MPI_Status *status      \\ OUT   : return status
)
```

Characteristics:

- ▶ Checks status of non-blocking send or receive operation.
- ▶ Returns immediately.
- ▶ Flag indicates completion status of operation.
- ▶ If operation is completed, sets request handle to `MPI_REQUEST_NULL`.
- ▶ If operation is completed, returns additional status data structure.
- ▶ If operation is still pending, `MPI_Test` does nothing.

1-D Wave Equation Reloaded Once More

How could the wave equation benefit ?

Homework !!

Programming Scalable Systems with MPI

Message Passing as a Programming Paradigm

Gentle Introduction to MPI

Point-to-point Communication

Message Passing and Domain Decomposition

Overlapping Communication with Computation

Synchronous vs Asynchronous Communication

Conclusion

MPI and Shared Memory Multi-Core Nodes

History:

- ▶ MPI invented in uni-core era
- ▶ Networked large-scale SMPs uncommon (poor price/performance ratio)

Options today:

- ▶ Run multiple MPI processes per node
- ▶ Implementation trick: communication via shared memory
- ▶ Combine MPI with OpenMP / PThreads
- ▶ Future versions of MPI will have dedicated SMP support

Summary and Conclusion

Global view programming with Pthreads or OpenMP:

- ▶ Multiple concurrent execution threads **within** process
- ▶ Concurrent access to shared data
- ▶ Race conditions
- ▶ Deadlocks

Local view programming with MPI:

- ▶ Multiple concurrent processes
- ▶ Large data structures require explicit splitting
- ▶ Array index mapping between global and local view needed
- ▶ Data marshalling / unmarshalling needed
- ▶ Deadlocks

The End: Questions ?

